

Photometrics Pro

Luminaire Photometric Report

Filename: HTS-9AR

Manufacturer: BARE DEVELOPMENT, INC.

Luminaire: FABRICATED WHITE PAINTED METAL MOUNTING PLATE, EXTRUDED FINNED METAL HEAT SINK, ONE WHITE CIRCUIT BOARD WITH 12 LEDS, OPEN SIDES. CIRCUIT BOARD STOOD-OFF OF LENS 1/4".

Luminaire Cat: HTS-9AR

Lamp: TWELVE WHITE LIGHT EMITTING DIODES (LEDS), VERTICAL BASE-UP POSITION. VOLTAGE (120VAC, 60Hz) TO THE LED DRIVER.

Lamp Output: 1 lamp(s), rated Lumens/lamp: 2533.37

Max Candela: 806.8 at Horizontal: 0°, Vertical: 0°

Input Wattage: 28.23

Luminous Opening: Rectangle (L: 0.25m, W: 0.18m)

Test: ITL91209

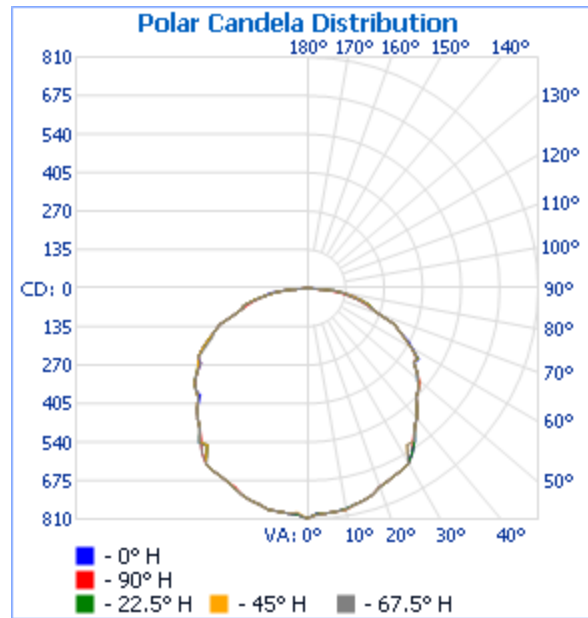
Test Lab: INDEPENDENT TESTING LABORATORIES, INC.

Photometry : Type C

CIE Class: Direct

Cutoff Class: Full Cutoff

Nema Type: 7 X 7

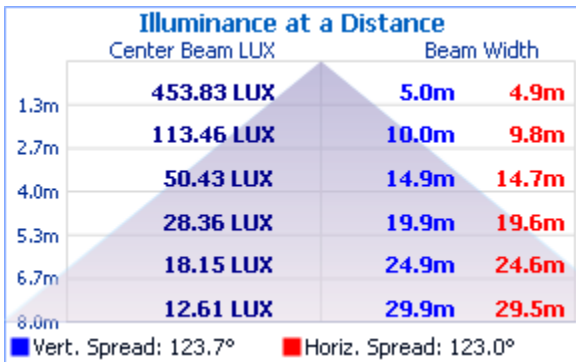
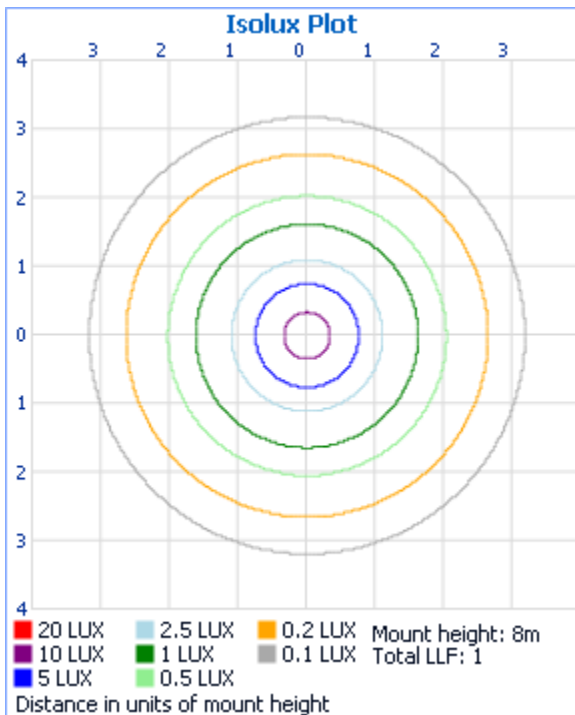


Zonal Lumen Summary

Zone	Lumens	% Lamp	% Luminaire
0-30	628.1	24.8%	24.8%
0-40	1,033.9	40.8%	40.8%
0-60	1,876.1	74.1%	74.1%
60-90	656.7	25.9%	25.9%
0-90	2,532.8	100%	100%
90-180	0	0%	0%
0-180	2,532.8	100%	100%

Lumens Per Zone

Zone	Lumens	% Total	Zone	Lumens	% Total
0-10	75.4	3.0%	90-100	0	0%
10-20	217.1	8.6%	100-110	0	0%
20-30	335.6	13.3%	110-120	0	0%
30-40	405.8	16.0%	120-130	0	0%
40-50	423.6	16.7%	130-140	0	0%
50-60	418.6	16.5%	140-150	0	0%
60-70	352.7	13.9%	150-160	0	0%
70-80	227.1	9.0%	160-170	0	0%
80-90	76.9	3.0%	170-180	0	0%



Coefficients of Utilization - Zonal Cavity Method

Effective Floor Cavity Reflectance: 20%

RCC %:	80				70				50			30			10			0
RW %:	<u>70</u>	<u>50</u>	<u>30</u>	<u>0</u>	<u>70</u>	<u>50</u>	<u>30</u>	<u>0</u>	<u>50</u>	<u>30</u>	<u>20</u>	<u>50</u>	<u>30</u>	<u>20</u>	<u>50</u>	<u>30</u>	<u>20</u>	<u>0</u>
RCR: 0	1.19	1.19	1.19	1.19	1.16	1.16	1.16	1.00	1.11	1.11	1.11	1.06	1.06	1.06	1.02	1.02	1.02	1.00
1	1.08	1.02	.98	.94	1.05	1.00	.96	.82	.96	.92	.89	.92	.89	.86	.88	.86	.84	.82
2	.97	.88	.81	.75	.95	.86	.80	.68	.83	.77	.72	.80	.75	.71	.76	.72	.69	.67
3	.88	.77	.68	.61	.86	.75	.67	.57	.72	.65	.60	.70	.64	.59	.67	.62	.58	.55
4	.81	.68	.59	.52	.78	.67	.58	.49	.64	.56	.50	.62	.55	.50	.59	.54	.49	.47
5	.74	.60	.51	.44	.72	.59	.50	.42	.57	.49	.43	.55	.48	.43	.53	.47	.42	.40
6	.68	.54	.45	.38	.66	.53	.44	.37	.51	.44	.38	.50	.43	.37	.48	.42	.37	.35
7	.63	.49	.40	.34	.61	.48	.40	.33	.47	.39	.33	.45	.38	.33	.44	.38	.33	.31
8	.59	.45	.36	.30	.57	.44	.36	.29	.43	.35	.30	.41	.34	.29	.40	.34	.29	.27
9	.55	.41	.33	.27	.53	.40	.32	.26	.39	.32	.27	.38	.31	.26	.37	.31	.26	.24
10	.51	.38	.30	.24	.50	.37	.29	.24	.36	.29	.24	.35	.29	.24	.34	.28	.24	.22

Luminaire Report Summary

IESNA:LM-63-2002
 [ISSUE DATE] 08/21/10
 [TEST] ITL91209
 [TEST LAB] INDEPENDENT TESTING LABORATORIES, INC.
 [MANUFACTURER] BARE DEVELOPMENT, INC.
 [LUMINAIRE] HTS-9AR
 [LUMINAIRE] FABRICATED WHITE PAINTED METAL MOUNTING PLATE, EXTRUDED
 [MORE] FINNED METAL HEAT SINK, ONE WHITE CIRCUIT BOARD WITH 12
 [MORE] LEDS, OPEN SIDES. CIRCUIT BOARD STOOD-OFF OF LENS 1/4".
 [LAMP] TWELVE WHITE LIGHT EMITTING DIODES (LEDS), VERTICAL
 [MORE] BASE-UP POSITION.
 [_LEDDRIVER] ETG 55W DRIVER
 [_NOTE] DATA SHOWN IS ABSOLUTE FOR THE SAMPLE PROVIDED AT RATED INPUT
 [MORE] VOLTAGE (120VAC, 60Hz) TO THE LED DRIVER.
 [OTHER] TOTAL INPUT WATTS = 28.2W AT 120.0 VOLTS
 [OTHER] TEST PROCEDURE: IESNA LM-79-08
 [OTHER] TEST DISTANCE = 21.25 FEET
 FILE: CANDELA MULTIPLIER: 1
 FILE: VERTICAL ANGLES: 73, HORIZONTAL ANGLES: 17
 FILE: COORDINATE SYSTEM: TYPE C
 FILE: UNIT OF MEASURE: STANDARD
 FILE: BALLAST FACTOR: 1

Photometrics Pro 1.3.9 copyright 2003-2009 by jSolutions, Inc.
 Reported data calculated from manufacturer's data file, based on IES recommended methods.