

Photometrics Pro

Luminaire Photometric Report

Filename: HTS-9ar-WallPack

Manufacturer: Bare Development

Luminaire: HTS-9ar Small WALL PACK FABRICATED WHITE PAINTED METAL MOUNTING PLATE, EXTRUDED FINNED METAL HEAT SINK, ONE WHITE CIRCUIT BOARD WITH 12 LEDS, OPEN SIDES. CIRCUIT BOARD STOOD-OFF OF LENS 1/4".

Luminaire Cat: G2799L

Lamp: TWELVE WHITE LIGHT EMITTING DIODES (LEDs), VERTICAL BASE-UP POSITION. VOLTAGE (120VAC, 60Hz) TO THE LED DRIVER.

Lamp Output: 1 lamp(s), rated Lumens/lamp: 2132.984

Max Candela: 1,305.4 at Horizontal: 0°, Vertical: 57.5°

Input Wattage: 28.23

Luminous Opening: Rectangle (L: 0.23m, W: 0.38m)

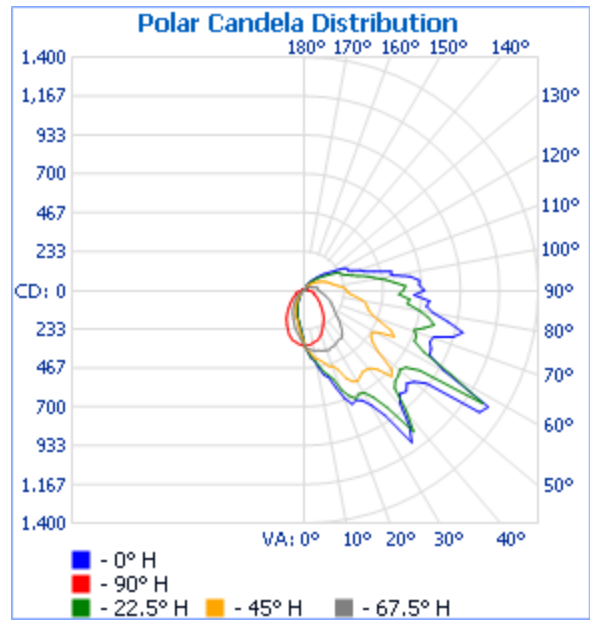
Test Lab: Intertek

Photometry : Type C

CIE Class: Semi-Direct

Cutoff Class: Noncutoff

Nema Type: 6 X 7

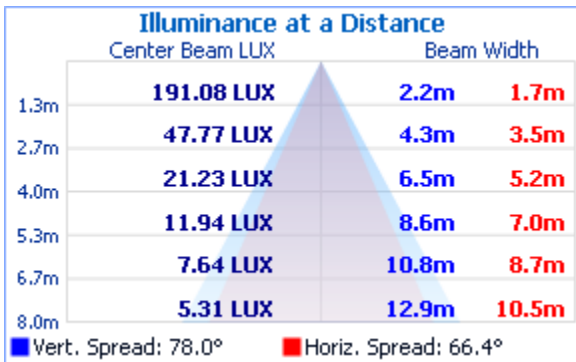
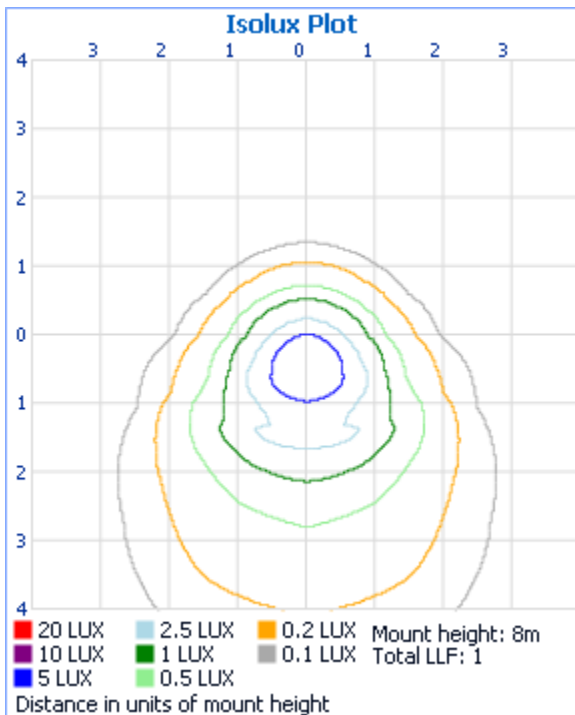


Zonal Lumen Summary

Zone	Lumens	% Lamp	% Luminaire
0-30	282.4	13.2%	13.2%
0-40	505.9	23.7%	23.7%
0-60	1,023.4	48%	48%
60-90	681.1	31.9%	31.9%
0-90	1,704.5	79.9%	79.9%
90-180	428.4	20.1%	20.1%
0-180	2,133.0	100%	100%

Lumens Per Zone

Zone	Lumens	% Total	Zone	Lumens	% Total
0-10	31.1	1.5%	90-100	162.9	7.6%
10-20	93.1	4.4%	100-110	107.8	5.1%
20-30	158.3	7.4%	110-120	70.9	3.3%
30-40	223.5	10.5%	120-130	44.2	2.1%
40-50	244.0	11.4%	130-140	24.5	1.2%
50-60	273.5	12.8%	140-150	12.2	0.6%
60-70	252.4	11.8%	150-160	4.8	0.2%
70-80	238.1	11.2%	160-170	1.1	0.1%
80-90	190.5	8.9%	170-180	0.0	0%



Coefficients of Utilization - Zonal Cavity Method

Effective Floor Cavity Reflectance: 20%

RCC %:	80				70				50			30			10			0
RW %:	<u>70</u>	<u>50</u>	<u>30</u>	<u>0</u>	<u>70</u>	<u>50</u>	<u>30</u>	<u>0</u>	<u>50</u>	<u>30</u>	<u>20</u>	<u>50</u>	<u>30</u>	<u>20</u>	<u>50</u>	<u>30</u>	<u>20</u>	<u>0</u>
RCR: 0	1.14	1.14	1.14	1.14	1.09	1.09	1.09	.80	1.00	1.00	1.00	.91	.91	.91	.84	.84	.84	.80
1	1.00	.94	.88	.83	.95	.89	.84	.59	.81	.77	.73	.74	.71	.67	.67	.64	.62	.58
2	.89	.79	.71	.64	.85	.76	.68	.47	.69	.62	.57	.62	.57	.53	.56	.52	.49	.45
3	.80	.68	.59	.51	.76	.65	.56	.38	.59	.52	.46	.54	.48	.43	.48	.44	.39	.36
4	.73	.60	.50	.42	.69	.57	.48	.31	.52	.44	.38	.47	.40	.35	.42	.37	.33	.30
5	.67	.53	.43	.35	.63	.50	.41	.27	.46	.38	.32	.42	.35	.30	.38	.32	.28	.25
6	.61	.47	.37	.30	.58	.45	.36	.23	.41	.33	.27	.37	.31	.26	.34	.28	.24	.21
7	.56	.42	.33	.26	.53	.40	.32	.20	.37	.29	.24	.34	.27	.22	.31	.25	.21	.18
8	.52	.38	.29	.23	.50	.36	.28	.18	.33	.26	.21	.31	.24	.20	.28	.22	.18	.16
9	.49	.35	.26	.20	.46	.33	.25	.16	.31	.24	.19	.28	.22	.17	.26	.20	.16	.14
10	.46	.32	.24	.18	.43	.31	.23	.14	.28	.21	.17	.26	.20	.16	.24	.18	.15	.13

Luminaire Report Summary

IESNA:LM-63-2002

[TEST]

[TESTLAB]Intertek

[ISSUE DATE]8/22/2010

[MANUFAC]Bare Development

[LUMCAT]G2799L

[LUMINAIRE]HTS-9ar Small WALL PACK

[MORE]FABRICATED WHITE PAINTED METAL MOUNTING PLATE, EXTRUDED

[MORE]FINNED METAL HEAT SINK, ONE WHITE CIRCUIT BOARD WITH 12

[MORE]LEDS, OPEN SIDES. CIRCUIT BOARD STOOD-OFF OF LENS 1/4".

[LAMP]TWELVE WHITE LIGHT EMITTING DIODES (LEDS), VERTICAL

[MORE]BASE-UP POSITION.

[_LEDDRIVER]ETG 55W DRIVER INPUT 28.2W

[_NOTE]DATA SHOWN IS ABSOLUTE FOR THE SAMPLE PROVIDED AT RATED INPUT

[MORE]VOLTAGE (120VAC, 60Hz) TO THE LED DRIVER.

[OTHER]TOTAL INPUT WATTS = 28.23 AT 120.0 VOLTS

[OTHER]TEST PROCEDURE: IESNA LM-79-08

[OTHER]TEST DISTANCE = 20.00 FEET

FILE: CREATED USING ABSOLUTE PHOTOMETRY

FILE: CANDELA MULTIPLIER: 1

FILE: VERTICAL ANGLES: 73, HORIZONTAL ANGLES: 17

FILE: COORDINATE SYSTEM: TYPE C

FILE: UNIT OF MEASURE: STANDARD

FILE: BALLAST FACTOR: 1

Photometrics Pro 1.3.9 copyright 2003-2009 by jSolutions, Inc.

Reported data calculated from manufacturer's data file, based on IES recommended methods.