

# Photometrics Pro

## Luminaire Photometric Report

**Filename:** HTS-9BBR

**Manufacturer:** BARE DEVELOPMENT, INC.

**Luminaire:** FABRICATED WHITE PAINTED METAL MOUNTING PLATE, 22" x 3" METAL CORE BOARD.

**Luminaire Cat:** HTS-9BBR

**Lamp:** SIX IN A ROW WHITE LIGHT EMITTING DIODES (LEDs), VERTICAL. VOLTAGE (120VAC, 60Hz) TO THE LED DRIVER.

**Lamp Output:** 1 lamp(s), rated Lumens/lamp: 1266

**Max Candela:** 702.6 at Horizontal: 65°, Vertical: 2.5°

**Input Wattage:** 15.8

**Luminous Opening:** Rectangle (L: 0.3ft, W: 0.6ft)

**Test:** ITL98819 SCALED

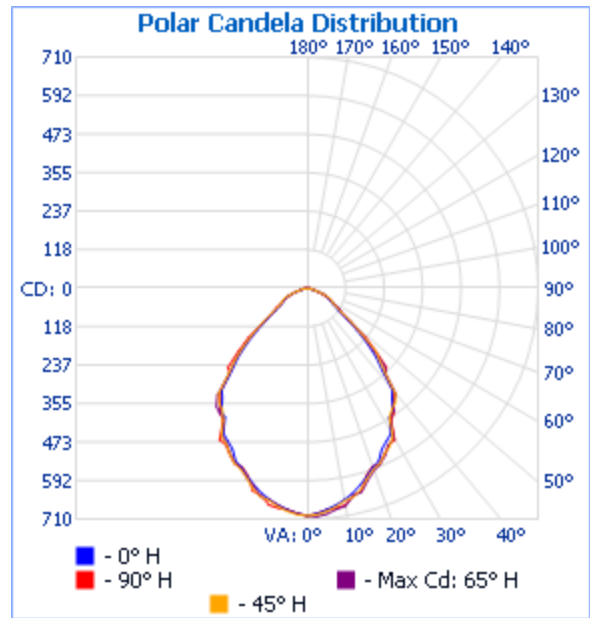
**Test Lab:** INDEPENDENT TESTING LABORATORIES, INC.

**Photometry :** Type C

**CIE Class:** Direct

**Cutoff Class:** Cutoff

**Nema Type:** 6 X 7

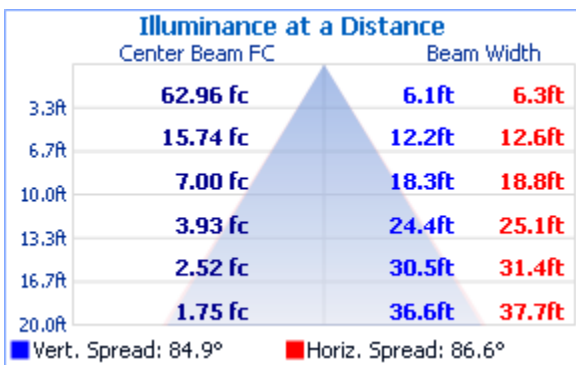
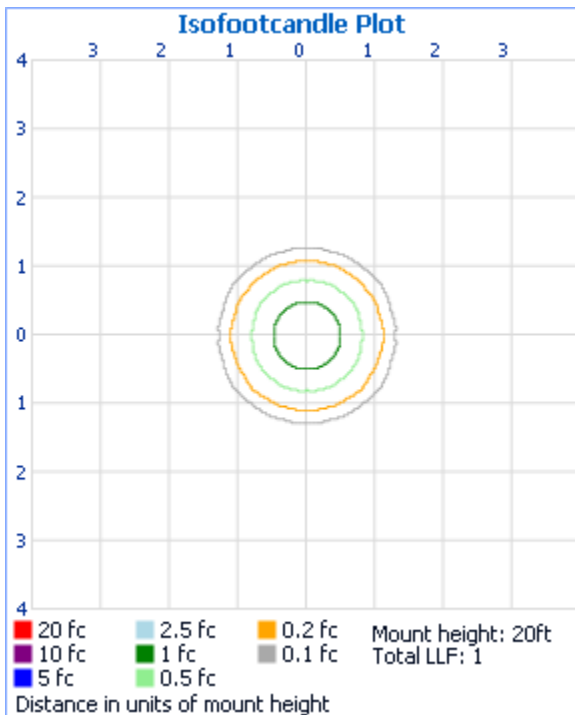


### Zonal Lumen Summary

Zone	Lumens	% Lamp	% Luminaire
0-30	501.7	39.6%	39.7%
0-40	792.6	62.6%	62.6%
0-60	1,157.7	91.4%	91.5%
60-90	107.6	8.5%	8.5%
0-90	1,265.3	99.9%	100%
90-180	0	0%	0%
0-180	1,265.3	99.9%	100%

### Lumens Per Zone

Zone	Lumens	% Total	Zone	Lumens	% Total
0-10	64.9	5.1%	90-100	0	0%
10-20	178.3	14.1%	100-110	0	0%
20-30	258.5	20.4%	110-120	0	0%
30-40	290.9	23.0%	120-130	0	0%
40-50	241.4	19.1%	130-140	0	0%
50-60	123.7	9.8%	140-150	0	0%
60-70	72.7	5.7%	150-160	0	0%
70-80	27.9	2.2%	160-170	0	0%
80-90	7.0	0.6%	170-180	0	0%



### Coefficients Of Utilization - Zonal Cavity Method

Effective Floor Cavity Reflectance: 20%

RCC %:	<b>80</b>	<b>70</b>	<b>50</b>	<b>30</b>	<b>10</b>	<b>0</b>
--------	-----------	-----------	-----------	-----------	-----------	----------

RW %:	<u>70</u>	<u>50</u>	<u>30</u>	<u>0</u>	<u>70</u>	<u>50</u>	<u>30</u>	<u>0</u>	<u>50</u>	<u>30</u>	<u>20</u>	<u>50</u>	<u>30</u>	<u>20</u>	<u>50</u>	<u>30</u>	<u>20</u>	<u>0</u>
RCR: 0	1.19	1.19	1.19	1.19	1.16	1.16	1.16	1.00	1.11	1.11	1.11	1.06	1.06	1.06	1.02	1.02	1.02	1.00
1	1.11	1.07	1.04	1.01	1.08	1.05	1.02	.89	1.01	.98	.96	.97	.95	.93	.94	.92	.91	.89
2	1.03	.96	.91	.86	1.01	.95	.90	.79	.91	.87	.83	.88	.85	.81	.85	.82	.80	.78
3	.96	.87	.80	.75	.93	.85	.79	.70	.82	.77	.73	.80	.75	.72	.77	.74	.70	.68
4	.89	.78	.71	.65	.87	.77	.70	.62	.75	.69	.64	.73	.68	.63	.71	.66	.63	.61
5	.82	.71	.64	.58	.80	.70	.63	.56	.68	.62	.57	.66	.61	.56	.65	.60	.56	.54
6	.77	.65	.57	.52	.75	.64	.57	.50	.63	.56	.51	.61	.55	.51	.59	.54	.50	.48
7	.72	.60	.52	.47	.70	.59	.52	.45	.57	.51	.46	.56	.50	.46	.55	.50	.45	.44
8	.67	.55	.47	.42	.66	.54	.47	.41	.53	.46	.42	.52	.46	.42	.51	.45	.41	.40
9	.63	.51	.43	.38	.62	.50	.43	.38	.49	.43	.38	.48	.42	.38	.47	.42	.38	.36
10	.59	.47	.40	.35	.58	.47	.40	.35	.46	.39	.35	.45	.39	.35	.44	.39	.35	.33

### Luminaire Report Summary

IESNA:LM-63-2002  
 [ISSUEDATE]08/26/10  
 [TEST]ITL98819 SCALED  
 [TESTLAB]INDEPENDENT TESTING LABORATORIES, INC.  
 [MANUFAC]BARE DEVELOPMENT, INC.  
 [LUMCAT]HTS-9BBR  
 [LUMINAIRE]FABRICATED WHITE PAINTED METAL MOUNTING PLATE,  
 [MORE] 22" x 3" METAL CORE BOARD.  
 [LAMP]SIX IN A ROW WHITE LIGHT EMITTING DIODES (LEDS), VERTICAL.  
 [\_LEDDRIVER]MEAN WELL LPV-35-24  
 [\_NOTE]DATA SHOWN IS ABSOLUTE FOR THE SAMPLE PROVIDED AT RATED INPUT  
 [MORE]VOLTAGE (120VAC, 60Hz) TO THE LED DRIVER.  
 [OTHER]TOTAL INPUT WATTS = 15.8 AT 120.0 VOLTS  
 [OTHER]TEST PROCEDURE: IESNA LM-79-08  
 [OTHER]TEST DISTANCE = 15.25 FEET  
 FILE: CANDELA MULTIPLIER: 1  
 FILE: VERTICAL ANGLES: 37, HORIZONTAL ANGLES: 21  
 FILE: COORDINATE SYSTEM: TYPE C  
 FILE: UNIT OF MEASURE: STANDARD  
 FILE: BALLAST FACTOR: 1

Photometrics Pro 1.3.9 copyright 2003-2009 by jSolutions, Inc.  
 Reported data calculated from manufacturer's data file, based on IES recommended methods.